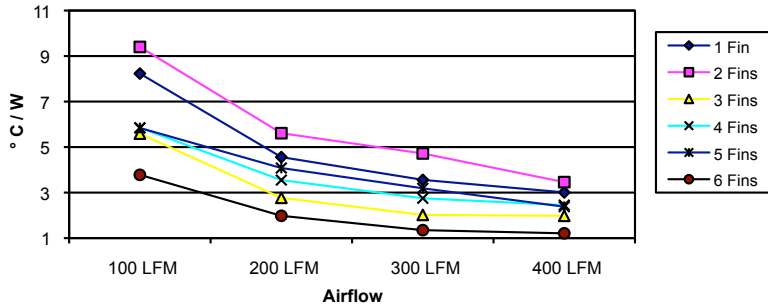



SPECIFICATIONS

Fin Diameter 2.00"





Airflow (LFM)	1 Fin	2 Fins	3 Fins	4 Fins	5 Fins	6 Fins
100	7.37	9.50	5.34	5.66	4.04	3.67
200	5.05	5.66	3.45	3.96	2.15	1.92
300	4.09	5.00	2.93	2.60	1.58	1.31
400	3.73	3.96	2.09	1.94	1.41	1.17



Part Number	# fins	Heatsink Height	Dia Fins (in)	°C/W @100 LFM	°C/W @200 LFM	°C/W @300 LFM	°C/W @400 LFM
CGTT32514	1	0.250	2.000	7.37	5.05	4.09	3.73
CGTT32524	2	0.357	2.000	5.66	3.96	3.05	2.31
CGTT32534	3	0.464	2.000	5.34	3.45	2.93	2.09
CGTT32544	4	0.571	2.000	4.60	2.60	2.09	1.94
CGTT32554	5	0.678	2.000	4.04	2.15	1.58	1.41
CGTT32564	6	0.785	2.000	3.67	1.92	1.31	1.17

Heat Sink Material: Aluminum
 Finish: Blue Anodized
 Clip: UL90 V0 rated, Plastic
 Thermal Pad: Provided





*The thermal data presented is for reference only. The performance can be modified for your specific application.